

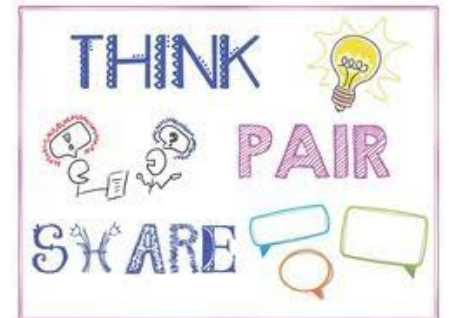


Listen Wholeheartedly



Listen Wholeheartedly

But, what does it mean to listen
wholeheartedly?

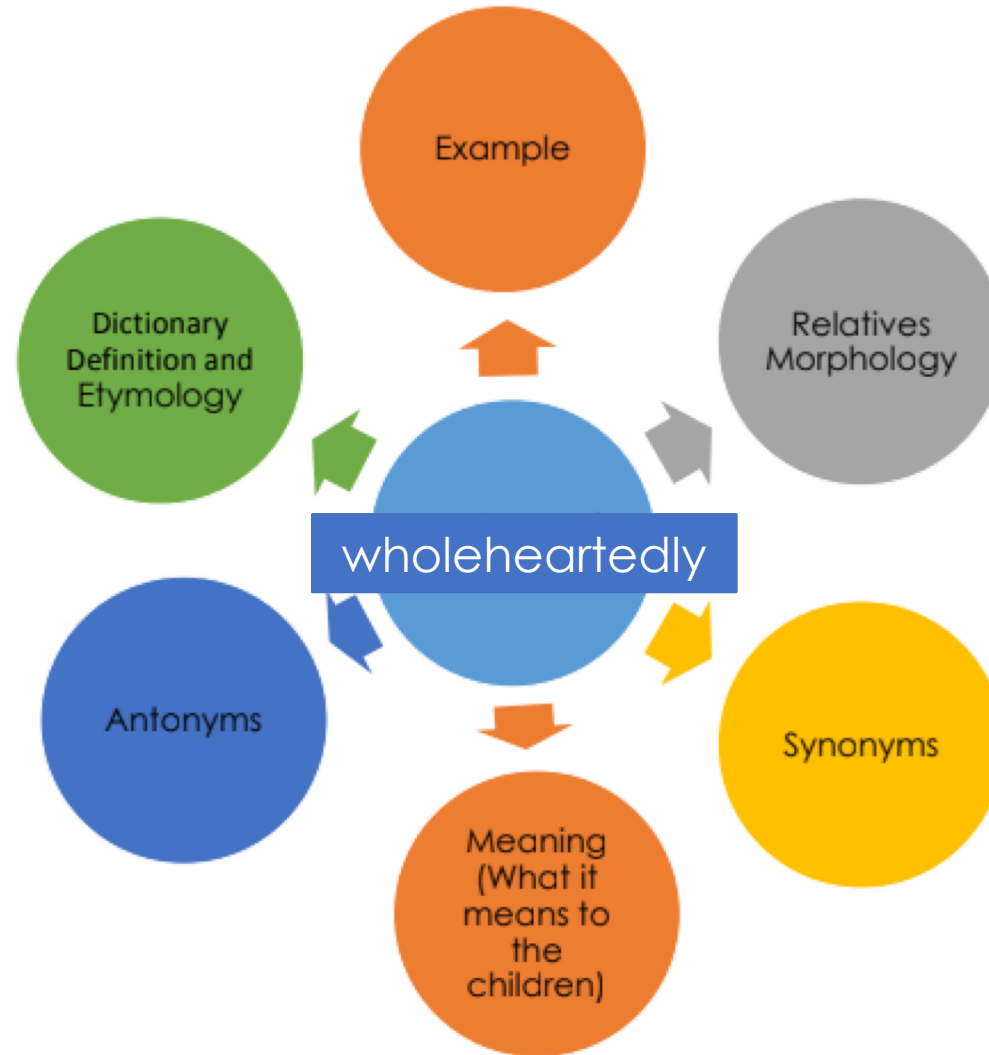


whole + *heart*
= *wholeheart*

Definition: with complete sincerity and commitment.

Etymology: The word is made up of **the adjective whole**, and the noun heart.


The adjective whole dates back to before the year 900, in the form of the Old English adjective hāl (Middle English hool), meaning 'entire or whole,' 'unhurt or uninjured,' 'safe,' 'healthy or sound,' and 'genuine or straightforward.'



wholeheart
wholehearted

heartfelt
sincere
complete
genuine

Listening



We are going to play a game – what do you hear?

<https://www.youtube.com/watch?v=pbxFOxz9c1g>

Listening can make us...



Listening to a revving engine makes me



I Do





Dad's Car

<https://www.youtube.com/watch?v=laeX0atWgaE>

Listening to

makes me



You Do It Together



What sounds are special to you?

Sound	Why it is special to me
<i>Birds tweeting in the garden</i>	<i>Lets me know that summer is coming.</i>
<i>laughter</i>	<i>It makes me feel happy.</i>
<i>Tearing paper</i>	<i>It reminds me of special times with family opening gifts.</i>
<i>Rain on the window</i>	<i>It reminds me that I am warm and safe inside.</i>



What sounds are special to you?

<i>Sound</i>	<i>Why it is special to me</i>



So, how do we



listen Wholeheartedly?

Learning to listen

Learning to listen well is just as important as learning to talk. These top tips will help you to take ideas in rather than just hear the words.

1 Make eye contact

Listening to someone can start with your eyes. Looking them in the eye shows that you are focused on what they're saying and that they have your full attention.

1

2 Listen with your whole body

It can help you to listen if you make sure you're not fidgeting, fiddling with something in your hands, or tapping your feet.

2

3 Block out distractions

It's easy to get distracted by things, such as a TV that's on in the background. However, it's important to keep your attention on what's being said, or you might miss something.

3

4 Keep your mind open

While someone's talking, try not to jump to conclusions in your mind. It's best to wait to hear the whole story before you form any sort of opinion.

4

5 Wait for a pause

If there's something you don't understand or need someone to repeat, you should speak up. However, don't interrupt anyone mid-sentence - wait for a natural pause.

5

6 Concentrate

If you start trying to think about how you're going to reply, you may find you've tuned out of what someone is saying. Concentrate on listening, it's fine to take some time once it's your turn to reply.

6

7 Keep to the topic

Try not to say things that would take the conversation in a different direction. You can always wait until the end of the conversation and then mention something else that has interested you.

7

8 Picture it

Forming a picture in your mind of what you're being told can help you to remember the key details.

8

9 Be a mirror

Show you understand what someone is telling you by mirroring what they say. It could be saying something like "That's amazing!", or even just nodding your head to show you're following what they're telling you.

9

10 Feel it

Empathy means understanding someone else's feelings. If you share someone's sadness when they're telling you something sad, or their excitement at some good news, you are understanding things from their point of view.

10

Test your skills:
Ask a grown-up to give you directions to somewhere in your neighbourhood. Listen carefully and see if you can work out where the directions would take you!

Learning to listen

Learning to listen well is just as important as learning to talk. These top tips will help you to take ideas in rather than just hear the words.

1 Make eye contact

Listening to someone can start with your eyes. Looking them in the eye shows that you are focused on what they're saying and that they have your full attention.

2 Listen with your whole body

It can help you to listen if you make sure you're not fidgeting, fiddling with something in your hands, or tapping your feet.

3 Block out distractions

It's easy to get distracted by things, such as a TV that's on in the background. However, it's important to keep your attention on what's being said, or you might miss something.

4 Keep your mind open

While someone's talking, try not to jump to conclusions in your mind. It's best to wait to hear the whole story before you form any sort of opinion.

5 Wait for a pause

If there's something you don't understand or need someone to repeat, you should speak up. However, don't interrupt anyone mid-sentence - wait for a natural pause.

6 Concentrate

If you start trying to think about how you're going to reply, you may find you've tuned out of what someone is saying. Concentrate on listening, it's fine to take some time once it's your turn to reply.

7 Keep to the topic

Try not to say things that would take the conversation in a different direction. You can always wait until the end of the conversation and then mention something else that has interested you.

8 Feel it

Empathy means understanding someone else's feelings. If you share someone's sadness when they're telling you something sad, or their excitement at some good news, you are understanding things from their point of view.


9 Picture it

Forming a picture in your mind of what you're being told can help you to remember the key details.

10 Be a mirror

Show you understand what someone is telling you by mirroring what they say. It could be saying something like "That's amazing!", or even just nodding your head to show you're following what they're telling you.

Test your skills: Ask a grown-up to give you directions to somewhere in your neighbourhood. Listen carefully and see if you can work out where the directions would take you!



List your top five tips for effective listening



1)
2)
3)
4)
5)

Now, let's practise

In pairs, select a **speaker** and a listener

Listener select a card from the pack

The **listener** will ask the question on the card

The **speaker** will answer the question

The **listener** will practise wholehearted listening skills

Today I have learnt that.....

Before this lesson I could already.....

The most important thing I learned today is.....

Discuss with a partner before you share it with the class

One thing I need to remember from today's lesson is.....

I did not know how tobut now I can.....

Today I have tried to.....